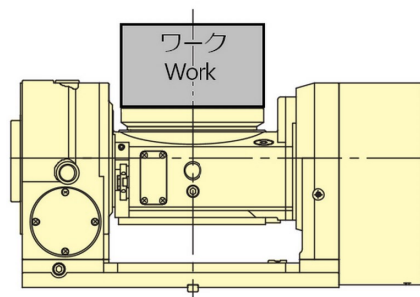
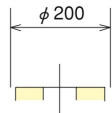
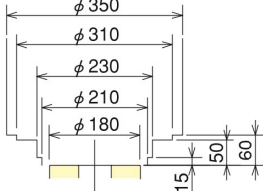
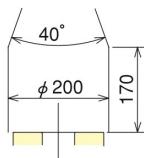
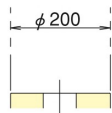
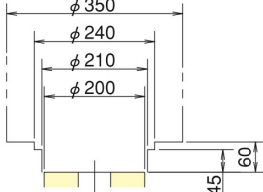
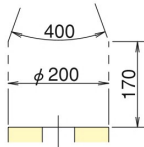
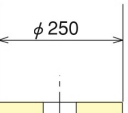
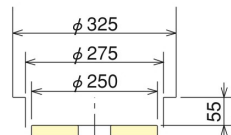
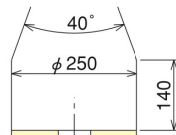
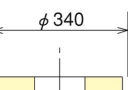
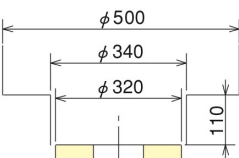
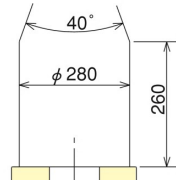
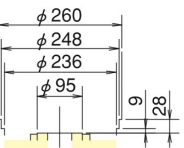
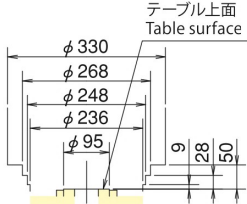
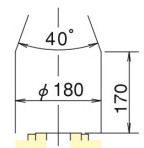


NC傾斜円テーブル・ワーク積載可能領域
NC Tilting rotary table · Work loadable area



| 型式 Model | ワーク積載可能領域 Work loadable area | | |
|----------|------------------------------|---|--------------|
| TT101 | | | |
| | -20° ~ 0° | 0° (水平) ~ +90° (垂直) 0° (Horizontal) ~ 90° (Vertical) | +90° ~ +120° |
| TW120 | | | |
| | -20° ~ 0° | 0° (水平) ~ +90° (垂直) 0° (Horizontal) ~ 90° (Vertical) | +90° ~ +110° |
| TT140 | | | |
| | -110° ~ 0° | 0° (水平) ~ +90° (垂直) 0° (Horizontal) ~ 90° (Vertical) | +90° ~ +110° |
| TT150 | | | |
| | -20° ~ 0° | 0° (水平) ~ +90° (垂直) 0° (Horizontal) ~ 90° (Vertical) | +90° ~ +110° |

NC傾斜円テーブル・ワーク積載可能領域
NC Tilting rotary table · Work loadable area

| 型式 Model | ワーク積載可能領域 Work loadable area | | |
|----------------|---|--|---|
| TT182 TW182 |  |  |  |
| | -35° ~ 0° | 0° (水平) ~ +90° (垂直) 0° (Horizontal) ~ 90° (Vertical) | +90° ~ +110° |
| TT200 |  |  |  |
| | -35° ~ 0° | 0° (水平) ~ +90° (垂直) 0° (Horizontal) ~ 90° (Vertical) | +90° ~ +110° |
| TT251 TW251 |  |  |  |
| | -35° ~ 0° | 0° (水平) ~ +90° (垂直) 0° (Horizontal) ~ 90° (Vertical) | +90° ~ +110° |
| TT321 TW321 |  |  |  |
| | -35° ~ 0° | 0° (水平) ~ +90° (垂直) 0° (Horizontal) ~ 90° (Vertical) | +90° ~ +110° |
| RKT180 |  |  |  |
| | -35° ~ 0° | 0° (水平) ~ +90° (垂直) 0° (Horizontal) ~ 90° (Vertical) | +90° ~ +110° |