



CHUCK

パワーチャック用ソフトジョー Soft Jaws for Power Chuck

SJ series

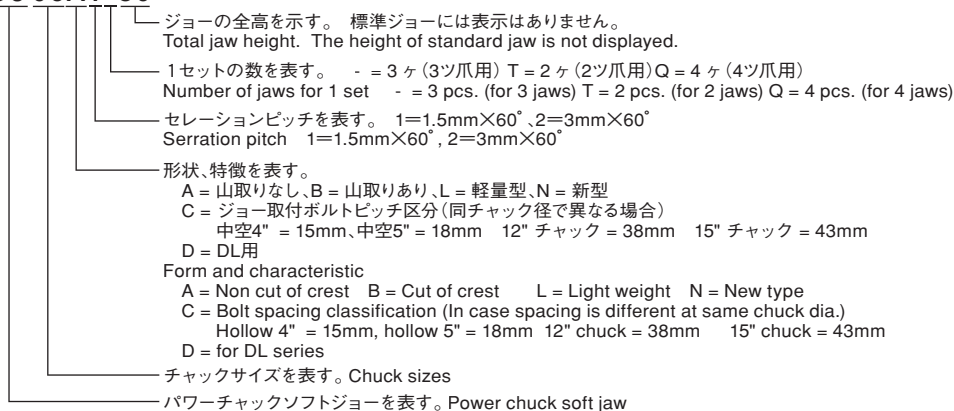


※SJシリーズは従来型ソフトジョー SBシリーズのモデルチェンジ品であり、SBシリーズと完全互換性があります。
ご不明な点がございましたら、弊社の担当営業員までお問い合わせください。

※SJ series is a model change type of existing SB series and it is fully compatible with SB series.
If you have any questions, please consult us.

型式表示 Description of Model

SJ 06A1-80



ソフトジョー兼用表 Combination of Soft Jaws

標準爪型式 Standard jaw	高爪型式 High jaw	適応中実チャック型式 Adaptive closed centre chuck	適応中空チャック型式 Adaptive open centre chuck
SJ04B1	SJ04A1-036 SJ04A1-048	N-04, AS04, NL04, NRC04	
SJ04A1T	SJ04A1T048	NT04, AT04	
SJ04N1	SJ04N1-036 SJ04N1-048		B-204
SJ04N1T			BT204
SJ05B1	SJ05A1-038 SJ05A1-053	N-05	
SJ05A1T	SJ05A1T053	NT05	
SJ05N1	SJ05N1-038 SJ05N1-053		B-205
SJ05N1T			BT205
SJ06B1	SJ06A1-066	N-06, NL06, AS06, NRC06	BR06, BB206
SJ06A1T	SJ06A1T066	NT06, NLT06, AT06	
SJ06C1			UVE160K
SJ06D1		DL206	
SJ06L1A			BS306, B-206, HOH-206, BL206
SJ06L1T			BT206
SJ08B1	SJ08A1-056 SJ08A1-076	DL208, N-08, NL08, AS08, NRC08	BR08, BB208, BS308, B-208, HOH-208, BL208
SJ08B1Q	SJ08B1Q-76	HW-08	
SJ08A1T	SJ08A1T056 SJ08A1T076	NT08, NLT08, AT08	BT208
SJ10A1	SJ10A1-056 SJ10A1-080 SJ10A1-116	NL10, AS10, NRC10	
SJ10B1	SJ10A1-056 SJ10A1-080 SJ10A1-116	N-10	BR10, BB210, BS310, B-210, BL210, HOH-10K, UVE200K, UVE250K
SJ10A2Q	SJ10A2Q080	HW-10, HW-12	
SJ10A1T	SJ10A1T080	NT10, NLT10, AT10	BT210
SJ10D1		DL210	
SB12A1	SJ12A1-090	DL212, N-12, NL12	HOH-12K
SJ12C1			UVE315K
SJ12A1T	SJ12A1T090	NLT12	
SJ12N1	SJ12N1-090		BB212, B-212, BL212
SJ12N1T			BT212, BLT212
SJ15C1	SJ15C1-110		B-15, B-18, HOH-15K
SJ15A2			UVE400K
SJ15A2Q		HW-15	
SJ15N1	SJ15N1-110	N-15, N-18	B-215
SJ18A2	SJ18A2-110	N-21, N-24	B-21, B-24
SB06BB	SB06BB-040		QB306
SB08BB	SB08BB-056		QB308
SB10BB	SB10BB-060		QB310
SB12BB	SB12BB-070		QB312
SBW06		PW-06	
SBW08		PW-08	
SBW10		PW-10	
SBW12		PW-12	
SBW15		PW-15	

■ 標準ソフトジョー組合せ表

Combination Table for Standard Soft Jaws

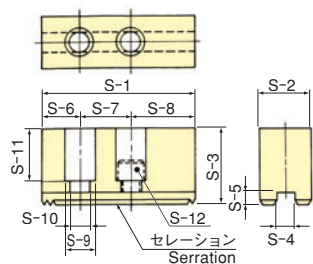
チャック型式 Chuck	ソフトジョー型式 Soft jaw	取付ボルト Mounting bolt	チャック型式 Chuck	ソフトジョー型式 Soft jaw	取付ボルト Mounting bolt
BR06	SJ06B1	M10×25	NL04	SJ04B1	M8×22
BR08	SJ08B1	M12×30	NL06	SJ06B1	M10×30
BR10	SJ10B1	M12×30	NL08	SJ08B1	M10×35
			NL10	SJ10A1	M12×35
			NL12	SB12A1	M14×45
B-204	SJ04N1	M8×20			
B-205	SJ05N1	M8×20			
B-206	SJ06L1A	M10×25	NT04	SJ04A1T	M8×22
B-208	SJ08B1	M10×30	NT05	SJ05A1T	M8×22
B-210	SJ10B1	M12×30	NLT06	SJ06A1T	M10×30
B-212	SJ12N1	M16×40	NLT08	SJ08A1T	M12×35
B-215	SJ15N1	M20×55	NLT10	SJ10A1T	M12×35
			NLT12	SJ12A1T	M14×45
B-15	SJ15C1	M20×60			
B-18	SJ15C1	M20×60	HW-08	SJ08B1Q	M10×25
B-21	SJ18A2	M20×60	HW-10	SJ10A2Q	M12×35
B-24	SJ18A2	M20×60	HW-12	SJ10A2Q	M12×35
			HW-15	SJ15A2Q	M14×40
BB206	SJ06B1	M10×25			
BB208	SJ08B1	M12×30	UVE160K	SJ06C1	M12×30
BB210	SJ10B1	M12×30	UVE200K	SJ10B1	M12×30
BB212	SJ12N1	M16×35	UVE250K	SJ10B1	M12×30
			UVE315K	SJ12C1	M14×35
BS306	SJ06L1A	M10×25	UVE400K	SJ15A2	M20×45
BS308	SJ08B1	M10×30	UVE500AR	UVE500AR	M20×45
BS310	SJ10B1	M12×30			
			UB450K	UB450	
BL206	SJ06L1A	M10×25	UB560K	UB560K	
BL208	SJ08B1	M10×30	UB630K	UB710	
BL210	SJ10B1	M12×30	UB710K	UB710	
BL212	SJ12N1	M16×40			
			DL206	SJ06D1	M10×25
HOH-206	SJ06L1A	M10×25	DL208	SJ08B1	M12×30
HOH-208	SJ08B1	M10×30	DL210	SJ10D1	M14×40
HOH-10K	SJ10B1	M12×35	DL212	SB12A1	M14×40
HOH-12K	SB12A1	M12×30			
HOH-15K	SJ15C1	M20×55	PW-06	SBW06	M10×16
			PW-08	SBW08	M12×20
QB306	SB06BB	-	PW-10	SBW10	M16×25
QB308	SB08BB	-	PW-12	SBW12	M16×25
QB310	SB10BB	-	PW-15	SBW15	M20×30
QB312	SB12BB	-			
			AS04	SJ04B1	M8×22
BT204	SJ04N1T	M8×20	AS06	SJ06B1	M10×30
BT205	SJ05N1T	M8×20	AS08	SJ08B1	M10×35
BT206	SJ06L1T	M10×25	AS10	SJ10A1	M12×35
BT208	SJ08A1T	M12×30			
BT210	SJ10A1T	M12×30	AT04	SJ04A1T	M8×22
BT212	SJ12N1T	M16×40	AT06	SJ06A1T	M10×30
			AT08	SJ08A1T	M12×35
			AT10	SJ10A1T	M12×35
N-04	SJ04B1	M8×22			
N-05	SJ05B1	M8×22			
N-06	SJ06B1	M10×30	NRC04	SJ04B1	M8×22
N-08	SJ08B1	M10×35	NRC06	SJ06B1	M10×30
N-10	SJ10B1	M12×35	NRC08	SJ08B1	M10×35
N-12	SB12A1	M14×45	NRC10	SJ10B1	M12×35
N-15	SJ15N1	M20×55			
N-18	SJ15N1	M20×55			
N-21	SJ18A2	M20×60			
N-24	SJ18A2	M20×60			

■ 高爪適用表

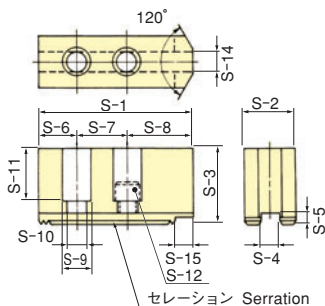
Interchangeable High jaws with standard jaws

標準爪型式 Standard jaw	高爪型式 High jaw
SJ04C1	SJ04C1-036 SJ04C1-048
SJ04C1T	SJ04C1T048
SJ04B1	SJ04A1-036 SJ04A1-048
SJ04A1T	SJ04A1T048
SJ04N1	SJ04N1-036 SJ04N1-048
SJ05C1	SJ05C1-038 SJ05C1-053
SJ05C1T	SJ05C1T053
SJ05B1	SJ05A1-038 SJ05A1-053
SJ05A1T	SJ05A1T053
SJ05N1	SJ05N1-038 SJ05N1-053
SJ06B1	SJ06A1-066
SJ06A1T	SB06A1T066
SJ08B1	SJ08A1-056 SJ08A1-076
SJ08B1Q	SJ08B1Q-76
SJ08A1T	SJ08A1T056 SJ08A1T076
SJ10B1(A1)	SJ10A1-056 SJ10A1-080 SJ10A1-116
SJ10A2Q	SJ10A2Q080
SJ10A2	SB10A2-080
SJ10A1T	SJ10A1T080
SB12A1	SJ12A1-090
SJ12A1T	SJ12A1T090
SJ12N1	SJ12N1-090
SJ15A1	SJ15A1-110
SJ15C1	SJ15C1-110
SJ15N1	SJ15N1-110
SJ18A2	SJ18A2-110
SJ24A2	SJ24A2-130
SB06BB	SB06BB-040
SB08BB	SB08BB-056
SB10BB	SB10BB-060
SB12BB	SB12BB-070

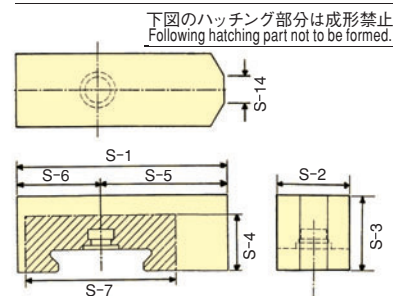
参考図1 Ref. DWG. 1



参考図2 Ref. DWG. 2



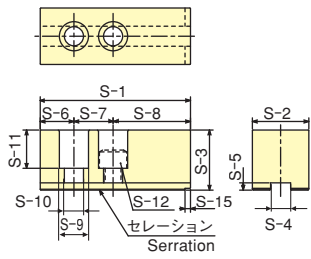
参考図3 Ref. DWG. 3



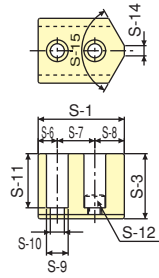
■ ソフトジョー寸法表 Dimensions

ソフトジョー型式 Soft Jaw TYPE	S-1	S-2	S-3	S-4	S-5	S-6	S-7	S-8	S-9	S-10	S-11	S-12	S-14	S-15	セレーションピッチ Serration pitch	参考図 Ref. DWG.
SJ04C1	48	19	23	8	3	8	15	25	11	6.6	15	M6	6		1.5×60°	2
SJ04C1-036	48	19	36	8	3	8	15	25	11	6.6	28	M6			1.5×60°	1
SJ04C1-048	48	19	48	8	3	8	15	25	11	6.6	40	M6			1.5×60°	1
SJ04C1T	48	19	23	8	3	8	15	25	11	6.6	15	M6			1.5×60°	1
SJ04C1T048	48	19	48	8	3	8	15	25	11	6.6	40	M6			1.5×60°	1
SJ04B1	55	23	25	10	4	13	14	28	13.5	8.5	16	M8	3	13	1.5×60°	2
SJ04A1-036	55	23	36	10	4	13	14	28	13.5	8.5	27	M8			1.5×60°	1
SJ04A1-048	55	23	48	10	4	13	14	28	13.5	8.5	39	M8			1.5×60°	1
SJ04A1T	55	23	25	10	4	13	14	28	13.5	8.5	16	M8			1.5×60°	1
SJ04A1T048	55	23	48	10	4	13	14	28	13.5	8.5	39	M8			1.5×60°	1
SJ04N1	49.5	23	23	10	4	10	14	25.5	13.5	8.5	14.5	M8	4		1.5×60°	2
SJ04N1T	49.5	23	23	10	4	10	14	25.5	13.5	8.5	14.5	M8			1.5×60°	1
SJ04N1-036	49.5	23	36	10	4	10	14	25.5	13.5	8.5	27.5	M8			1.5×60°	1
SJ04N1-048	49.5	23	48	10	4	10	14	25.5	13.5	8.5	39.5	M8			1.5×60°	1
SJ05C1	57	23	31	10	3	10	18	29	13.5	8.5	22	M8	12		1.5×60°	2
SJ05C1-038	57	23	38	10	3	10	18	29	13.5	8.5	29	M8			1.5×60°	1
SJ05C1-053	57	23	53	10	3	10	18	29	13.5	8.5	44	M8			1.5×60°	1
SJ05C1T	57	23	31	10	3	10	18	29	13.5	8.5	22	M8			1.5×60°	1
SJ05C1T053	57	23	53	10	3	10	18	29	13.5	8.5	44	M8			1.5×60°	1
SJ05B1	62	23	27	10	4	14	19	29	13.5	8.5	18	M8	12	14	1.5×60°	2
SJ05A1-038	62	23	38	10	4	14	19	29	13.5	8.5	29	M8			1.5×60°	1
SJ05A1-053	62	23	53	10	4	14	19	29	13.5	8.5	44	M8			1.5×60°	1
SJ05A1T	62	23	27	10	4	14	19	29	13.5	8.5	18	M8			1.5×60°	1
SJ05A1T053	62	23	53	10	4	14	19	29	13.5	8.5	44	M8			1.5×60°	1
SJ05N1	54	23	25	10	4	12	14	28	13.5	8.5	16.5	M8	5		1.5×60°	2
SJ05N1T	54	23	25	10	4	12	14	28	13.5	8.5	16.5	M8			1.5×60°	1
SJ05N1-038	54	23	38	10	4	12	14	28	13.5	8.5	29.5	M8			1.5×60°	1
SJ05N1-053	54	23	53	10	4	12	14	28	13.5	8.5	44.5	M8			1.5×60°	1
SJ06B1	72	31	32	12	5	15	20	37	17	11	20	M10	12	15	1.5×60°	2
SJ06A1-066	72	31	66	12	5	15	20	37	17	11	54	M10			1.5×60°	1
SJ06A1T	72	31	32	12	5	15	20	37	17	11	20	M10			1.5×60°	1
SJ06A1T066	72	31	66	12	5	15	20	37	17	11	54	M10			1.5×60°	1
SJ06C1	76.5	40	37	14	5	15	25	36.5	19	13	22	M12			1.5×60°	1
SJ06D1	72	31	32	12	5	22	20	30	17	11	20	M10	6	15	1.5×60°	2
SJ06L1A	66	26	28	12	5	12	20	34	17	11	16	M10	5	12	1.5×60°	2
SJ06L1T	66	26	28	12	5	12	20	34	17	11	16	M10			1.5×60°	1
SJ08B1	95	35	38	14	5	24	25	46	19	13	23	M12	12	20	1.5×60°	2
SJ08A1-056	95	35	56	14	5	24	25	46	19	13	41	M12			1.5×60°	1
SJ08A1-076	95	35	76	14	5	24	25	46	19	13	61	M12			1.5×60°	1
SJ08B1Q	90	31	38	12	5	24	20	46	17	11	26	M10	16	24	1.5×60°	2
SJ08B1Q-76	90	31	76	12	5	24	20	46	17	11	64	M10	16	24	1.5×60°	2
SJ08A1T	95	35	38	14	5	24	25	46	19	13	23	M12			1.5×60°	1
SJ08A1T056	95	35	56	14	5	24	25	46	19	13	41	M12			1.5×60°	1
SJ08A1T076	95	35	76	14	5	24	25	46	19	13	61	M12			1.5×60°	1
UB450	165	62	66	25.5	8	37	43	85	32	21	43	M20			3.0×60°	1
UB560K	180	65	69.2	25.5	8	39.5	60	80.5	32	21	45.3	M20			3.0×60°	1
UB710	209.5	75	80	30	9	40	60	109.5	39	26	55	M24			3.0×60°	1

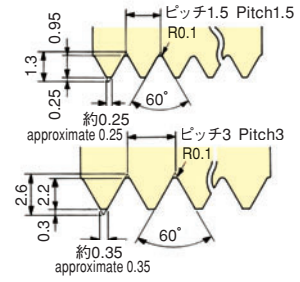
参考図4 Ref. DWG. 4



参考図5 Ref. DWG. 5



参考図1、2、4 セレシオン部詳細
Ref. DWG. 1, 2, 4 Serration



■ ソフトジョー寸法表 Dimensions

ソフトジョー型式 Soft Jaw TYPE	S-1	S-2	S-3	S-4	S-5	S-6	S-7	S-8	S-9	S-10	S-11	S-12	S-14	S-15	セレシオンピッチ Serration pitch	参考図 Ref. DWG.
SJ10B1	110	40	42	16	5	30	30	50	19	13	27	M12	15	20	1.5×60°	2
SJ10A1	110	40	42	16	5	30	30	50	19	13	27	M12			1.5×60°	1
SJ10A1-056	110	40	56	16	5	30	30	50	19	13	41	M12			1.5×60°	1
SJ10A1-080	110	40	80	16	5	30	30	50	19	13	65	M12			1.5×60°	1
SJ10A1-116	110	40	116	16	5	30	30	50	19	13	101	M12			1.5×60°	1
SJ10A2Q	110	40	42	16	6	30	30	50	19	13	26	M12			3.0×60°	1
SJ10A2Q080	110	40	80	16	6	30	30	50	19	13	64	M12			3.0×60°	1
SJ10A2	110	40	42	16	6	30	30	50	19	13	26	M12			3.0×60°	1
SB10A2-080	110	40	80	16	6	30	30	50	19	13	65	M12			3.0×60°	1
SJ10A1T	110	40	42	16	5	30	30	50	19	13	27	M12			1.5×60°	1
SJ10A1T080	110	40	80	16	5	30	30	50	19	13	65	M12			1.5×60°	1
SJ10D1	101.5	45	45	18	5	22.5	30	49	22	15	25	M14	15	17.5	1.5×60°	2
SB12A1	129	50	50	18	5	39	30	60	22	15	30	M14			1.5×60°	1
SJ12A1-090	129	50	90	18	5	39	30	60	22	15	70	M14			1.5×60°	1
SJ12C1	129	50	50	18	5	32	38	59	22	15	35	M14			1.5×60°	1
SJ12A1T	129	50	50	18	5	39	30	60	22	15	30	M14			1.5×60°	1
SJ12A1T090	129	50	90	18	5	39	30	60	22	15	70	M14			1.5×60°	1
SJ12N1	111	50	50	21	4	21	30	60	25	17	33	M16			1.5×60°	1
SJ12N1-090	111	50	90	21	4	21	30	60	25	17	73	M16			1.5×60°	1
SJ12N1T	111	50	50	21	4	21	30	60	25	17	33	M16		6	1.5×60°	1
SJ15C1	165	62	66	22	8	37	43	85	32	21	42	M20		6	1.5×60°	4
SJ15C1-110	165	62	110	22	8	37	43	85	32	21	86	M20			1.5×60°	4
SJ15A1	156	62	70	22	8	36	60	60	32	21	45	M20			1.5×60°	1
SJ15A1-110	156	62	110	22	8	36	60	60	32	21	85	M20			1.5×60°	1
SJ15A2	156	62	70	22	9	36	60	60	32	21	45	M20			3.0×60°	1
SJ15A2Q	129	50	50	18	6	32	38	59	22	15	34	M14		6	3.0×60°	1
SJ15C1T	165	62	66	22	8	37	43	85	32	21	42	M20			1.5×60°	4
SJ15N1	135	50	60	25.5	5	26	43	66	32	21	39	M20			1.5×60°	1
SJ15N1-110	135	50	110	25.5	5	26	43	66	32	21	89	M20			1.5×60°	1
UVE500AR	210	65	100	25	9	40	60	110	32	21	75	M20			3.0×60°	1
SJ18A2	180	65	70	25	9	40	60	80	32	21	45	M20			3.0×60°	1
SJ18A2-110	180	65	110	25	9	40	60	80	32	21	85	M20			3.0×60°	1
SJ24A2	210	75	90	25	9	40	80	90	32	21	65	M20			3.0×60°	1
SJ24A2-130	210	75	130	25	9	40	80	90	32	21	105	M20			3.0×60°	1
SB06BB	90	32	30	24	54	36	68							5		3
SB06BB-040	90	32	40	24	54	36	68							5		3
SB08BB	106	37	38	28	64	42	76							14		3
SB08BB-056	106	37	56	28	64	42	76							14		3
SB10BB	125	42	42	31	76	49	88							26		3
SB10BB-060	125	42	60	31	76	49	88							26		3
SB12BB	139	42	50	34	90	49	92							30		3
SB12BB-070	139	42	70	34	90	49	92							30		3
PW-06	67.5	50.8	51	38.07	3.3	15	29.36	23.14	17	11	42.4	M10	8	120°		5
PW-08	74	57	57.47	44.45	3.3	15	34.14	24.86	20	13.5	47	M12	41	90°		5
PW-10	89.5	70.1	70.2	57.1	3.3	19	44.45	26.05	25	17	59	M16				5
PW-12	108.5	70.1	70.2	57.1	3.3	19	44.45	45.05	25	17	59	M16				5
PW-15	140	76.2	76.5	66.62	3.3	23.9	53.98	62.12	32	21	61.2	M20				5