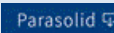
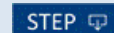
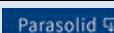
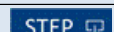

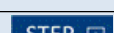


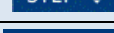
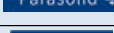
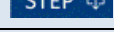
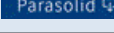


Hard jaw gripping range for power chucks (Click the jaw model number to see dimensions.)

Chuck	Jaw	3D data	OD gripping								ID gripping				Summary of OD gripping range
			A1	Fig.NO.	A2	Fig.NO.	A3	Fig.NO.	A4	Fig.NO.	B1	Fig.NO.	B2	Fig.NO.	Summary of ID gripping range
HOH-206	HB06A1		13-41	9	---	---	100-122	11	---	---	71-99	9	---	---	13-41, 52-83, 100-122, 133-164
			52-83	10	---	---	133-164	12	---	---	110-141	10	---	---	71-99, 110-141
HOH-206	HB06B1		17-39	5	34-56	5	18-46	7	44-72	7	131-153	5	142-169	7	17-111
			50-78	6	67-95	6	57-85	8	83-111	8	---	---	---	---	131-169
HOH-208	HB08A1		25-55	1	14-41	3	76-103	3	112-139	3	104-134	1	140-170	1	14-55, 59-106, 112-154, 157-190
			73-106	2	59-92	4	121-154	4	157-190	4	152-185	2	188-221	2	104-134, 140-185, 188-221
HOH-10K	HB10A1		18-52	1	30-70	3	116-156	3	150-190	3	103-136	1	137-170	1	18-70, 72-250
			72-112	2	90-130	4	176-216	4	210-250	4	157-196	2	191-230	2	103-136, 137-230
HOH-12K	HB12B1		43-114	9	---	---	167-238	11	---	---	119-191	9	---	---	43-298
			103-174	10	---	---	227-298	12	---	---	179-251	10	---	---	119-251
HOH-15K	HB15A1		60-116	1	42-98	3	168-224	3	236-292	3	162-218	1	229-285	1	42-116, 126-224, 236-308, 320-376
			147-203	2	126-182	4	252-308	4	320-376	4	249-305	2	316-372	2	162-218, 229-305, 316-372

