




**CHUCK**

# パワーチャック用ハードジョー Hard Jaws for Power Chuck HB series

## 型式表示 Description of Model

**HB06B1**

- セレーションピッチを表す。Serration pitch  
1=1.5mm×60°、2=3mm×60°、3=1/16"×90°、4=3/32"×90°
- 形状、特徴を表す。  
A = 3段 B = 2段  
C = ジョー取付ボルトピッチ区分(同チャック径で異なる場合)  
U = UVE用 N = New type(新型)
- Form and characteristic  
A = 3-step jaw B = 2-step jaw  
C = Bolt spacing classification (In case spacing is different at same chuck dia.)  
U = for UVE N = New type
- チャックサイズを表す。Chuck sizes
- パワーチャックハードジョーを表す。Power chuck hard jaw

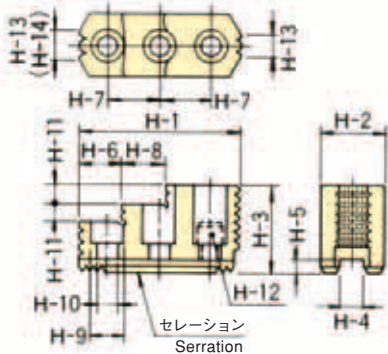


## ■ ハードジョー兼用表 Combination of Hard Jaws

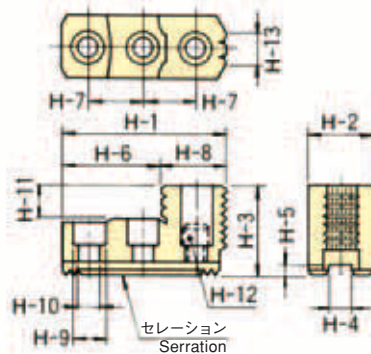
※ ( )内のチャック型式は旧型式です。\*Chuck models in parentheses are discontinued models.

ジョー型式 Hard Jaw TYPE	適応中実チャック型式 Adaptive closed centre chuck	適応中空チャック型式 Adaptive open centre chuck
HB04B1		(B-04)
HB04N1	N-04	B-204, B-205
HB05C1	N-05	
HB06A1	N-06, NLO6, (HJA5-6)	BB206, BS306, B-206, HOH-206, BL206, (BB06)
HB06B1	N-06, NLO6, (HJA5-6)	BB206, BS306, B-206, HOH-206, BL206, (BB06) B-06, (HOB-6, HOS-6, HO-6)
HB08A1	N-08, NLO8, (HJA6-8)	B-208, HOH-208, BL208, B-08, (HOB-8, HOS-8, HO-8)
HB08B1		BB208, BS308
HB08N1		(BB08)
HB10A1	N-10, NL10, (HJA6・8-10)	B-210, HOH-10K, BL210, B-10, (HOB-10, HOS-10, HO-10)
HB10AA1		BB210, BS310
HB12B1	N-12, NL12, (HJA6・8-12, HLA6-12, HLA6・8-15)	HOH-12K, B-12, (HOB-12, HOS-12, HO-12)
HB12C1		(HO-12)
HB12N1		BB212, B-212, BL212
HB15A1		HOH-15K, B-15, (HOB-15, HOS-15, HO-15), B-18, (HOB-18)
HB15B1	(HJA8-15・18・21, HJA11-15, HLA-18・21)	
HB15N1	N-15, N-18, NV15, NV18	B-215
HB18B2	N-21, N-24, NV21, NV24, NV28, NV32, NV36, NV40, (HJA11-18・21, HJA15-21)	B-21 (HOB-21), B-24 (HOB-24) (UVE500, UVE630)
HB24B2	(HJA11-15-24)	(UVE800)
HB06U1		UVE160K
HB08U1		UVE200K, UVE250K
HB12U1		UVE315K
HB16U2		UVE400K
HB18W2		UB450K

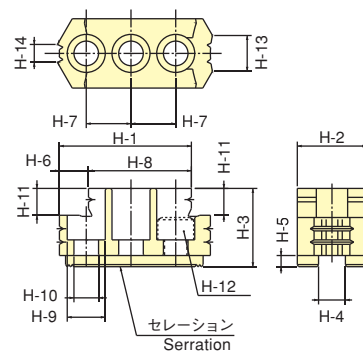
参考図1 Ref. DWG. 1



参考図2 Ref. DWG. 2



参考図3 Ref. DWG. 3



## ■ ハードジョー寸法表 Dimensions

ジョー型式 Hard Jaw TYPE	H-1	H-2	H-3	H-4	H-5	H-6	H-7	H-8	H-9	H-10	H-11	H-12	H-13	H-14	セレーションピッチ Serration pitch	参考図 Ref. DWG.
HB04B1	46	19	23	8	3	15	15	23.5	11	6.6	9	M 6	6	-	1.5	3
HB04N1	53	23	27.5	10	4	30.5	14	22.5	13.5	8.5	10	M 8	6	-	1.5	2
HB05C1	61	23	30	10	4	7.5	19	53.5	13.5	8.5	12	M 8	6	-	1.5	2
HB06A1	66.6	31	36	12	5	40	20	26.6	17	11	12	M10	10	-	1.5	2
HB06B1	67.5	31	35	12	5	13	20	46	17	11	12	M10	16	10	1.5	3
HB08A1	86	35	51	14	5	31	25	18	19	13	12	M12	12	12	1.5	1
HB08B1	92	35	51	14	5	12	25	63	19	13	18	M12	11	11	1.5	3
HB08N1	88	35	51	14	5	36	25	14	19	13	12	M12	12	11	1.5	1
HB10A1	99.5	40	54	16	5	43	30	17	19	13	13	M12	15	15	1.5	1
HB10AA1	102.5	40	54	16	5	43	30	17	19	13	13	M12	15	15	1.5	1
HB12B1	97.5	50	55	18	5	64.5	30	33	22	15	20	M14	30	-	1.5	2
HB12C1	113	50	50	18	5	69.5	38	43.5	22	15	20	M14	18	-	1.5	2
HB12N1	103	50	52	21	4	62.5	30	40.5	25	17	17	M16	30	-	1.5	2
HB15A1	149	62	86	22	8	63	43	34	32	21	20	M20	40	40	1.5	1
HB15B1	141.75	70	77.5	22	8	87.75	43	54	32	21	30	M20	50	-	1.5	2
HB15N1	149	62	86	25.5	5	69	43	27	32	21	20	M20	43	38	1.5	1
HB18B2	159.5	80	90	25	9	104.5	50	55	32	21	40	M20	55	-	3.0	2
HB24B2	183.5	90	105	25	9	116.5	60	67	32	21	50	M20	76	-	3.0	2
HB06U1	69.5	35	48	14	5	34	19	18	19	13	12	M12	12	20	1.5	1
HB08U1	79.25	40	42	16	5	35.25	21	44	19	13	14	M12	12	-	1.5	2
HB12U1	107.25	45	50	18	5	56.75	30	50.5	22	15	20	M14	25	-	1.5	2
HB16U2	138.5	60	71	22	9	76.5	43	62	32	21	26	M20	35	-	3.0	2
HB18W2	155.5	60	85	25.5	9	79.5	43	24	32	21	20	M20	38	-	3.0	1